



# Team a go-go

## Library design

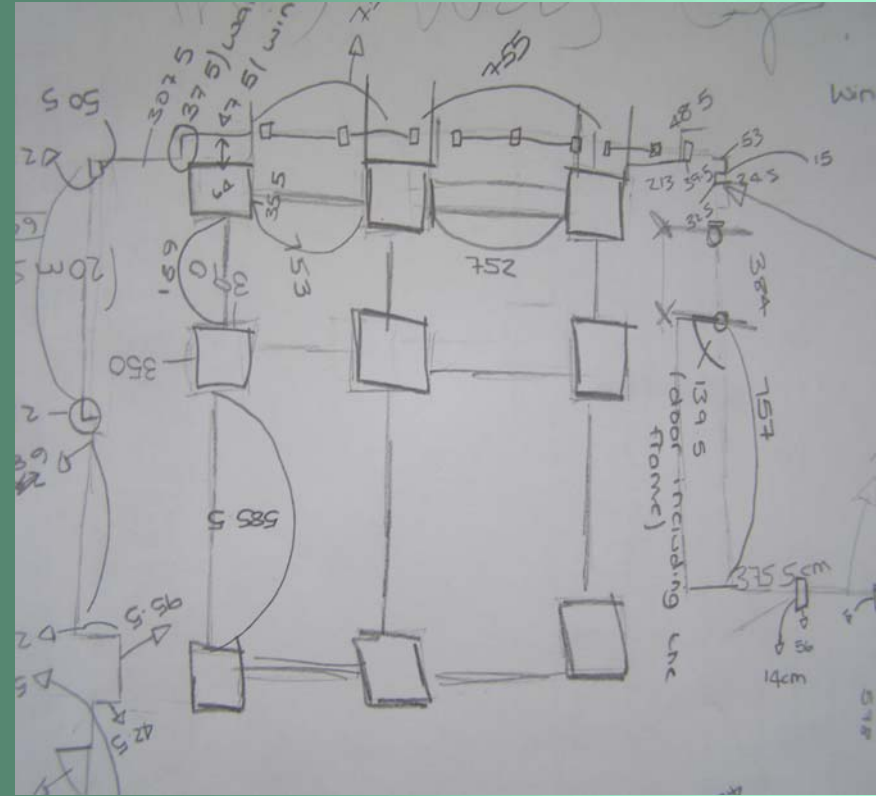


By Natalie Worrall and Nicole Keeley

# Our first ideas



This was one of my designs I did for the furniture for our library I design it like this because then you can relax while reading a book.



We went to a building where our library was going to be we had to do the measurements for our plan of the whole room.

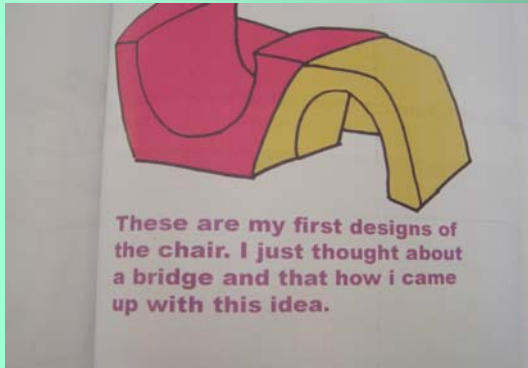
# Research




This was our research for furniture including bean bags, book cases, lighting and tables.



# Chair Design



This is my chair designs that I come up with. I just thought about a bridge and that's how I came up with this idea.

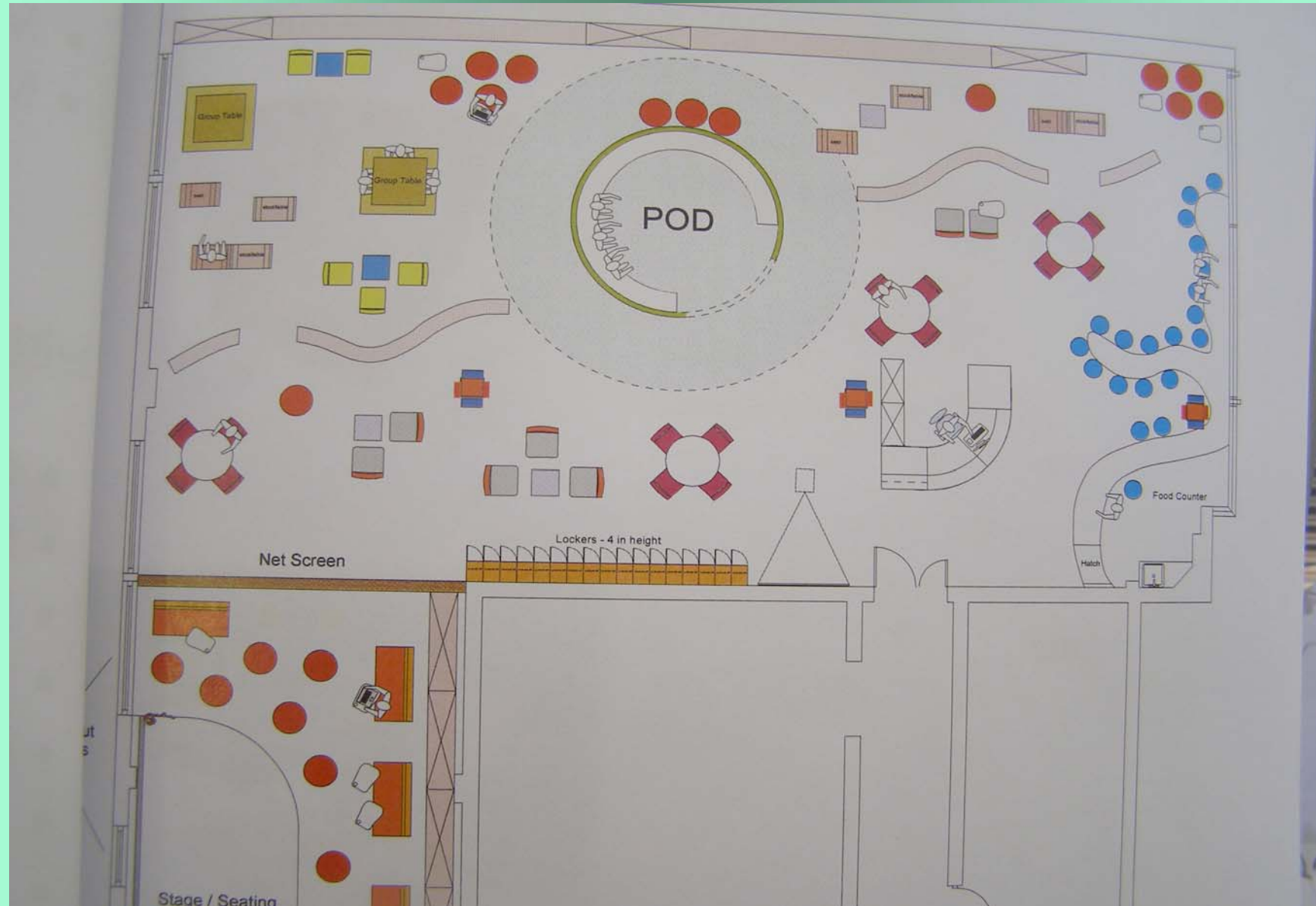


# Tables and Chairs




**in one!**

# Plan of library



# The pod



# Book shelves




and chairs that natalie designed

# Performance zone



# 3D Image



# Team a go-go's exhibition



"Some classrooms are too formal for the activities we are doing, we need suitable areas for each subject"

"Classrooms revolve around **pupils** not **teachers**"



# Pimp my chair





“Nicole has really grown up since she went on her work placement!” — **Nicole's mum**

**Mr. R Caslake** — “Their work looked like degree standard”

“Since placement art and design has become Natalie's life” — **Natalie's mum**


**Mr. F Barnes** — “Nicole and Natalie have both matured as young adults and young designers”

“I love my sisters design's she has really worked hard” — **Natalie's sister**

**Nicole's sister** — “I would like to have my sisters designs in my school it would make it it more fun”

“This is a room I'd really like to be in” — **Year 9 student**

# The school of the future!



**Special thanks to David Holloway without you this wouldn't of happened and also thanks to Kate Stewart and everyone else at team a go-go for making our placement brilliant !**