


**YOU DON'T HAVE TO BE RICH  
AN ACTIVITY USING OUR FAVOURITE LOW-COST MATERIALS**




**A CONCERTINA BOOKLET**  
from one sheet of paper


You need:  
1 sheet of A4 paper



Fold your paper along the long edge.



Bring the short edges together and fold again.



Fold the open edges back towards the middle.



And there you go: concertina!



Your booklet has a cover and seven pages.



And if it's plain paper, you can open it up for a big 'reveal'!

What can you turn your booklet into? Here are some suggestions:

A mini graphic novel

A map of your neighbourhood

Your own how-to guide to pass on to someone else!

Lydia Thornley is a graphic designer, creative director and illustrator. She works solo and in collaboration, in East London. You can see her work at [www.thornley.co.uk](http://www.thornley.co.uk)